

RANGE BROCHURE

HEATING & HOT WATER SOLUTIONS



ALL E-TEC PLUS MODELS

MAKE ALPHA YOUR FIRST CHOICE.

Alpha is recognised throughout the UK as one of the heating industry's leading lights – a company, with over 50 years' experience, that successfully combines traditional business values with a highly innovative approach to all aspects of its operation.

Comprehensive heating and hot water options

Manufacturing a range of boilers to meet the heating and hot water needs of practically every property type or household size, Alpha also offers energy-saving products that work alongside its boilers; allowing low carbon technologies like solar thermal and flue gas heat recovery to be incorporated easily and affordably.

Advanced manufacturing, innovative engineering

Part of the Italian-owned Immergas Group, which operates in 30 countries and has manufactured over 7 million boilers, Alpha benefits from some of the most advanced production facilities in the world. With Immergas' 50,000m² headquarters and world-leading manufacturing, research and development facilities at our disposal, we are able to continually refine our product range and indulge our passion for creating genuinely innovative heating solutions. Evident across all our ranges, this approach enables us to develop truly unique solutions to the supply, cost and environmental issues associated with traditional energy resources, such as gas.

Furthermore, Immergas is certified ISO 9001:2000, issued by the prestigious German organisation TÜV, in recognition of the extreme reliability of company quality management processes.

All aspects of the company's operation are covered – including design and product development, incoming materials acceptance, manufacturing processes, and after-sales service.

In a specific laboratory, specialist personnel test boilers every day with nothing left to chance – even down to the technical documentation and packaging.

Choose Alpha for quality

Choosing an Alpha appliance is your assurance of quality. Put simply, it means you can enjoy the very best heating technology money can buy. Using only the best components and exceptionally high manufacturing standards, our appliances deliver truly outstanding performance and reliability.

Making a difference

While sustainable energy resources like the sun and geothermal have an increasingly prominent part to play in our lives, we are not yet at a stage in the UK where we can rely solely upon them.

Here at Alpha, we marry new and traditional technologies, drawing on the best elements of each to deliver unique heating solutions.

Wherever possible we encourage a holistic approach to each project, utilising the familiar high efficiency gas boiler with advanced 'bolt-on' products such as GasSaver and SolarSmart in tailor-made systems.

Such solutions are practical to install and extremely cost effective, enabling people to make an impact on their energy bills and carbon footprint sooner rather than later.

Expert customer advice

Whether you need help choosing the right heating appliance, or you experience difficulty before, during or after installation, we are here to assist. You can rely on our Customer Service team to provide you with expert advice. Whether it's a simple query or a more complicated problem, help is only a phone call away.

Service engineer support

In the unlikely event that you experience a problem with one of our products that can't be resolved over the phone or by visiting our website, we'll send out one of our nationwide service engineers. They are equipped with the latest communication technology to keep response times to a minimum.



Annual service

It is important to ensure that your boiler is properly maintained from the date of installation. An annual service will provide peace of mind that your boiler is working safely and efficiently, which in the long term will save you money on your fuel bills. It will also help prevent any potential problems so you can enjoy heating and hot water all year round without any unnecessary disruption.

Please speak to your installer about an annual service plan, or contact us and we will be happy to help.

0344 871 8764

(Calls are free within inclusive minutes packages; otherwise standard rates apply.)

www.alpha-innovation.co.uk

Visit the Alpha website to access our useful Boiler Control Panel Troubleshooter and Frequently Asked Questions pages.

Additional sets of appliance user and installation instructions can also be downloaded from here.

HELPING YOU MEET THE CHALLENGE.

We understand the challenges you face when designing homes to meet the requirements of today's building regulations, standards and guidelines. When it comes to heating and hot water appliances, there are plenty of low carbon options open to you. However, matters such as budget and practicality of installation can often prevent them being implemented. That's where Alpha Heating Innovation can help.

Our GasSaver, FlowSmart and SolarSmart products enable you to maximise domestic heating and hot water system performance to achieve significantly improved energy efficiency and carbon emissions levels.

By utilising familiar heating technology, they avoid the need to radically re-think traditional heating system design, helping you to control building costs and project timings in the process.

We offer help with heating design and SAP calculations, technical advice throughout the project as required by you, as well as providing Alpha product training; ensuring you specify and install the most cost effective and efficient solution for your project.



Case study

Alpha has supplied high performance boilers throughout Parklands – a luxury CALA Homes development in Aberdeen.

With high quality specification key for this project, the InTec 40GS2 with integrated GasSaver was selected for its superior efficiency and energy saving credentials.

Standing in two blocks, the 46 two and three bedrooms development is located off the leafy and tranquil May Baird Avenue, just a short walk from the excitement and bustle of Aberdeen's city centre. The prestigious apartments are light and spacious with a choice of nine different designs to suit individual needs; ideal for busy professionals or city dwellers seeking comfortable living on one level.

Bruce Masson, Architectural Manager for CALA Homes (North), said: *"We were looking for a solution that not only offered optimal energy efficiency but also offered our customers minimal operation. The GasSaver technology is a 'fit and forget' solution that does exactly that, and because it is built into the unit, it means it doesn't take up any additional space. With year-on-year increases in energy costs, the InTec 40GS2 can potentially help our customers save money whilst maintaining the quality and delivery expected when buying a CALA home."*

Darran Smith of Alpha Heating Innovation, said: *"Working with CALA Homes on this project was highly satisfying because the best heating solution was specified for the requirements, resulting in all parties coming away happy. The InTec 40GS2 boiler has plenty going for it with its ability to meet high heating and hot water demands combined with its significant energy saving endorsement."*

*Target Emission Rate

We're here to help [0344 871 8764](tel:0344 871 8764)

www.alpha-innovation.co.uk | 5

IT'S ALL ABOUT YOU.

At Alpha, we believe in supporting our installers and are constantly looking at ways in which we can help you and your business thrive. That's why we developed the AlphaOne loyalty scheme, our handy installer app and offer free installer training.



AlphaOne
Loyalty. Rewarded.

AlphaOne

At Alpha we believe in supporting our installers and that's why we launched the all-encompassing loyalty scheme, AlphaOne.

By registering your boiler installations with us, you'll not only be awarded points that you can redeem against a choice of hundreds of items, but we'll also help make your life easier with exclusive business-related benefits and marketing support.

FREE INSTALLER TRAINING

We understand the difficulties of working in an increasingly competitive environment. Improving product knowledge and staying up-to-date with the latest innovations can help and that's why we encourage installers to attend our free training course.

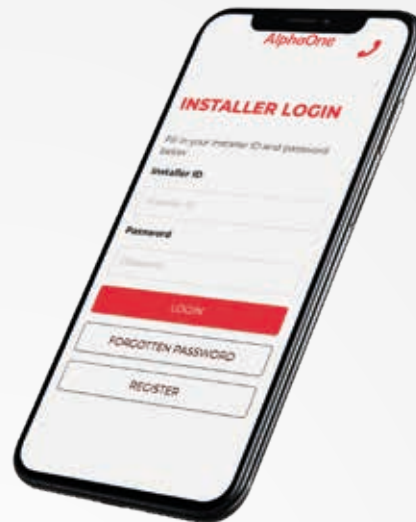
Available at various locations nationwide, the one-day course gives practical hands-on experience of our latest products and lifts the lid on the latest energy saving products and relevant legislation.

To find out more about how we can support you call us on

0344 871 8763

or visit

www.alpha-innovation.co.uk/alphaone



Alpha Installer App

The easiest way to notify us of your installations is via the dedicated installer area on our website or by using our mobile app. As well as ensuring your customers' warranty is set up on our system, we'll also submit the details to Gas Safe on your behalf and cover the cost of the notification fee.



CREATE YOUR PERFECT HEATING SYSTEM



Think of the things that really matter to you and your clients when choosing a boiler. Build quality, reliability, energy efficiency, ease of operation and last, but by no means least, ease of installation. These are the things that make a difference.



Meeting the new Boiler Plus legislation is simple.

Just pick one of these options and install with any new Alpha high efficiency boiler. Regardless of which option is chosen, customers can look forward to making considerable annual gas savings for years to come.

*Weather Compensation Probe must be installed with a room thermostat.

3 easy choices from Alpha

- + Weather Compensation Probe*
- + Alpha Connect or Climatic Control
- + GasSaver

BOILERS page 10-17

With a selection of boiler types in a variety of outputs, there's an Alpha boiler to suit practically every property type or household size. All models combine exceptional levels of efficiency with a host of genuinely innovative features. That's why choosing an Alpha boiler makes sense because, whichever model it is, our boilers are guaranteed to deliver on every aspect.

Whether required as a stand-alone appliance or part of an integrated system, an Alpha boiler represents the ultimate choice.

ENERGY SAVING page 18-21

InTec 40GS2 and GasSaver

GasSaver extracts heat from waste boiler flue gases, using it to pre-heat cold mains water before entering the boiler. This reduces the amount of gas required by the boiler to deliver hot water. It is available built-in with our InTec 40GS2 boiler model or as a compact add-on unit for positioning neatly above our other boilers.

FlowSmart

Ideal for homes with above average hot water demands, FlowSmart negates the need for a large, permanent store of hot water. The thermal store draws heat from the boiler's primary circuit and, along with heat from the GasSaver unit, is used to pre-heat cold mains water prior to it entering the boiler.

CONTROLS page 22-23

Controls help optimise heating system efficiency and, in turn, reduce energy bills. Designed specifically to complement the Alpha boiler range, our controls enable users to precisely programme their heating systems to suit their lifestyles and desired comfort levels.

ACCESSORIES page 24-27

PremierPack & Cyclone Plus

Fitting one of our PremierPack wall-mounting jigs or Cyclone Plus magnetic filter with our E-Tec boilers provides built-in protection against debris in the system, and automatically adds either one, two or three years to the standard boiler warranty. Also BS 7593:2019 compliant.

Cylinders

Combine our E-Tec system or regular boilers with an indirect cylinder for the complete heating and hot water solution.

Pipe Cross-over Kit

Modifies the location of the gas inlet and the primary heating return, saving time on the installation of a new Alpha boiler when replacing a model with a different pipe configuration.

Condensate Pump

Required for low level boiler installations where the condensate needs to be pumped upwards for removal, or where drainage connection is difficult. Compatible with the combined condensate and PRV connection.

Weather Compensate Probe

The Weather Compensation Probe improves efficiency by adjusting the boiler's heat output according to outside temperature. Requires the Alpha three-way diverter valve kit when added to an E-Tec system boiler.

Trace Heating Kit

Fit the Trace Heating Kit to eliminate the risk of frozen condensate pipes and subsequent damage to the boiler. The 3m electric trace wire is controlled by the boiler in conjunction with an outside weather probe (supplied with kit).

FLUEING page 28-29

The telescopic EasyFlue can save up to an hour's installation time and provides a neat and stylish finish. The EasyFlue also comes with a range of plume management options. The standard terminal can be adapted to divert plume at 45° upwards, to the left or right.

For applications where there is a need to divert plume further away from the original terminal position, there is a full Plume Management Kit available.

COMMERCIAL BOILERS page 30-33

The newly extended range of Alpha boilers now covers a very wide range of applications with a choice of heating solutions providing maximum efficiency.

As well as meeting the needs of building owners and occupiers, the Alpha range also meets the needs of specifiers and M & E contractors with high quality components and systems designed to make installation and maintenance as simple as possible. Whatever your need, there is an Alpha boiler for you.



E-TEC PLUS

Key features:

- + Stainless steel heat exchanger
- + High efficiency Grundfos pump and hydroblock assembly
- + Single electrode
- + Easy-access dry-change NTCs
- + Combined condensate and pressure relief valve connection
- + Zinc plated expansion vessel to prevent corrosion
- + Copper pipe tails with isolation valves
- + Integrated filling loop
- + Control panel and bottom cover

**10 YEAR
WARRANTY**

**NEW
38kW**
now available

Boiler specifications

| Model | Part number | DHW output (kW) | CH output (kW) | Flow rate @ 35°C rise l/min | Boiler dimensions H x W x D (mm) | Lift weight (kg) | Standard warranty | Modulation range | Max. horizontal flue length (m) | Max. vertical flue length (m) |
|---------------|-------------|-----------------|----------------|-----------------------------|----------------------------------|------------------|-------------------|------------------|---------------------------------|-------------------------------|
| E-Tec Plus 28 | 3.028466 | 28.3 | 26.1 | 12.1 | 712 x 440 x 268 | 33.6 | 10 yr | 1:6 | 12 | 14 |
| E-Tec Plus 33 | 3.028467 | 32.0 | 29.7 | 14.1 | 712 x 440 x 268 | 35.5 | 10 yr | 1:6 | 12 | 14 |
| E-Tec Plus 38 | 3.028468 | 37.9 | 32 | 15.9 | 712 x 440 x 268 | 39 | 10 yr | 1:6 | 12 | 14 |


LPG models available

Accessories

| 500mm EasyFlue | 1000mm EasyFlue | Vertical flue | PMK (black) | Weather comp. | Trace heating kit | Climatic RF | Climatic hard-wired | 24h mechanical EasyStat | Digital EasyStat | Alpha Connect |
|----------------|-----------------|---------------|-------------|---------------|-------------------|-------------|---------------------|-------------------------|------------------|---------------|
| 6.2000510 | 6.2001010 | 6.2000520 | 6.2001300 | 3.022383 | 6.5500050 | 3.022143 | 3.022144 | 6.1000240 | 7.2000050 | 7.2000155 |



ACCESSORIES



**+3 YEAR
WARRANTY**

PremierPack Extra
Part Number: 3.028667



**+1 YEAR
WARRANTY**

Cyclone Filter
Part Number: 3.024172



Pipe Crossover Kit
Part Number: 3.028658



Condensate Pump
Part Number: 3.026374



To make the E-Tec Plus Boiler Plus compliant, simply add on any of the following:

- + Weather Compensation Probe*
- + Alpha Connect or Climatic Control
- + GasSaver

*Weather Compensation Probe available on its own or as part of the Trace Heating Kit. Must be installed with a room thermostat.



E-TEC

Key features:

- + Stainless steel heat exchanger
- + High efficiency Grundfos pump and hydroblock assembly
- + Single electrode
- + Easy-access dry-change NTCs
- + Combined condensate and pressure relief valve connection
- + Zinc plated expansion vessel to prevent corrosion

7 YEAR
WARRANTY

Boiler specifications

| Model | Part number | DHW output (kW) | CH output (kW) | Flow rate @ 35°C rise l/min | Boiler dimensions H x W x D (mm) | Lift weight (kg) | Standard warranty | Modulation range | Max. horizontal flue length (m) | Max. vertical flue length (m) |
|----------|-------------|-----------------|----------------|-----------------------------|----------------------------------|------------------|-------------------|------------------|---------------------------------|-------------------------------|
| E-Tec 28 | 3.027374 | 28.3 | 26.1 | 12.1 | 712 x 440 x 255 | 33.6 | 7yr | 1:6 | 12 | 14 |
| E-Tec 33 | 3.027375 | 32.0 | 29.7 | 14.1 | 712 x 440 x 255 | 35.5 | 7yr | 1:6 | 12 | 14 |

LPG models available

Accessories

| 500mm EasyFlue | 1000mm EasyFlue | Vertical flue | PMK (black) | Weather comp. | Trace heating kit | Climatic RF | Climatic hard-wired | 24h mechanical EasyStat | Digital EasyStat | Alpha Connect |
|----------------|-----------------|---------------|-------------|---------------|-------------------|-------------|---------------------|-------------------------|------------------|---------------|
| 6.2000510 | 6.2001010 | 6.2000520 | 6.2001300 | 3.022383 | 6.5500050 | 3.022143 | 3.022144 | 6.1000240 | 7.2000050 | 7.2000155 |



**BOILER
+PLUS**

To make the E-Tec Boiler Plus compliant, simply add on any of the following:

- + Weather Compensation Probe*
- + Alpha Connect or Climatic Control
- + GasSaver

*Weather Compensation Probe available on its own or as part of the Trace Heating Kit. Must be installed with a room thermostat.

ACCESSORIES



**+2 YEAR
WARRANTY**

PremierPack Pro
Part Number: 3.028421



**+1 YEAR
WARRANTY**

Cyclone Filter
Part Number: 3.024172



Pipe Crossover Kit
Part Number: 3.028658



Condensate Pump
Part Number: 3.026374



E-TEC SYSTEM BOILERS

Key features:

- + Stainless steel heat exchanger
- + High efficiency Grundfos pump and hydroblock assembly
- + Single electrode
- + Easy-access dry-change NTCs
- + Combined condensate and pressure relief valve connection
- + Zinc plated expansion vessel to prevent corrosion

7 YEAR
WARRANTY

NEW
35kW
now available

Boiler specifications

| Model | Part number | CH output (kW) | Boiler dimensions H x W x D (mm) | Lift weight (kg) | Standard warranty | Modulation range | Max. horizontal flue length (m) | Max. vertical flue length (m) |
|-----------|-------------|----------------|----------------------------------|------------------|-------------------|------------------|---------------------------------|-------------------------------|
| E-Tec 20S | 3.028469 | 26.1 | 712 x 440 x 255 | 32.2 | 7 yr | 1:6 | 12 | 14 |
| E-Tec 30S | 3.028470 | 29.7 | 712 x 440 x 255 | 34.1 | 7 yr | 1:6 | 12 | 14 |
| E-Tec 35S | 3.028471 | 32 | 712 x 440 x 255 | 35.1 | 7 yr | 1:6 | 12 | 14 |

LPG models available


Accessories

| 500mm EasyFlue | 1000mm EasyFlue | Vertical flue | PMK (black) | Pipe cross-over | Weather comp. | Trace heating kit | Climatic RF* | Climatic Hard Wired* | Comfort 2 channel |
|----------------|-----------------|---------------|-------------|-----------------|---------------|-------------------|--------------|----------------------|-------------------|
| 6.2000510 | 6.2001010 | 6.2000520 | 6.2001300 | 3.028658 | 3.022383 | 6.5500050 | 3.022143 | 3.022144 | 3.022142 |

*Alpha Diverter Valve Kit must be used.



ACCESSORIES



**+3 YEAR
WARRANTY**

PremierPack Extra
Part Number: 3.028667



**+1 YEAR
WARRANTY**

Cyclone Filter
Part Number: 3.024172



Three-Way Diverter Valve Kit
Part Number: 6.5500048

We recommend this is fitted with Climatic Control.



Comfort 2-Channel Control
Part Number: 3.022142



E-TEC REGULAR

Key features:

- + Stainless steel heat exchanger
- + New backlit display
- + Single electrode
- + Easy-access dry-change NTCs
- + Optional external pump wiring

7 YEAR
WARRANTY

Boiler specifications

| Model | Part number | CH output (kW) | Boiler dimensions H x W x D (mm) | Lift weight (kg) | Standard warranty | Max. horizontal flue length (m) | Max. vertical flue length (m) |
|-----------|-------------|----------------|----------------------------------|------------------|-------------------|---------------------------------|-------------------------------|
| E-Tec 15R | 3.028463 | 15.1 | 600 x 390 x 305 | 27 | 7 yr | 12 | 14 |
| E-Tec 20R | 3.028464 | 20.4 | 600 x 390 x 305 | 27 | 7 yr | 12 | 14 |
| E-Tec 25R | 3.028465 | 26.1 | 600 x 390 x 305 | 27 | 7 yr | 12 | 14 |

LPG models available

Accessories

| 500mm EasyFlue | 1000mm EasyFlue | Vertical flue | PMK (black) | Weather comp. | Trace heating kit | Hot water relay kit | Climatic RF* | Climatic Hard Wired* | Comfort 2 channel |
|----------------|-----------------|---------------|-------------|---------------|-------------------|---------------------|--------------|----------------------|-------------------|
| 6.2000510 | 6.2001010 | 6.2000520 | 6.2001300 | 3.022383 | 6.5500050 | 3.029422 | 3.022143 | 3.022144 | 3.022142 |

*Alpha Diverter Valve Kit must be used.



ACCESSORIES



Trace Heating Kit
Part Number: 6.5500050



Weather Compensation Probe
Part Number: 3.022383



Three-Way Diverter Valve Kit
Part Number: 6.5500048

We recommend this is fitted with Climatic Control.



Comfort 2-Channel Control
Part Number: 3.022142



INTEC 40GS2

Key features:

- + ErP compliant boiler with integrated GasSaver technology
- + 35% reduction in gas used to provide hot water
- + Same connections as a standard combi boiler with no additional exposed pipework
- + Low electrical consumption
- + Isothermic stainless steel heat exchanger
- + High efficiency Grundfos pump and hydroblock assembly
- + Backlit LCD with push button controls and detailed operational information
- + Easy-access NTCs on front of pipes
- + One-piece cartridge diverter valve
- + Clip-on DHW temperature sensor to prevent corrosion

**5 YEAR
WARRANTY**

**BOILER
+PLUS**

Boiler specifications

| Model | Part number | DHW output (kW) | CH output (kW) | Flow rate @ 35°C rise l/min | Boiler dimensions H x W x D (mm) | Lift weight (kg) | Standard warranty | Modulation range | Max. horizontal flue length (m) | Max. vertical flue length (m) |
|-------------|-------------|-----------------|----------------|-----------------------------|----------------------------------|------------------|-------------------|------------------|---------------------------------|-------------------------------|
| InTec 40GS2 | 3.028276 | 33.7 | 30.7 | 15.8 | 1000 x 440 x 360 | 60 | 5 yr | 1.5 | 8 | 10 |

LPG models available

GASSAVER2

Key features:

- + Uses up to 35% less gas
- + Easy to install
- + Maintenance free
- + Silent in operation
- + Increases boiler efficiency
- + Reduces carbon emissions
- + Reduces nuisance plumbing
- + SAP Building Regulations approved GS-2-ALPCD.
SAP Index no.060037

Part Number: 6.2002000

How it works

- 01** First it stores the condensate normally expelled into the atmosphere through the boiler flue.
- 02** Then, heat from this condensate and flue gas heat is recycled to pre-heat water coming into the boiler from the cold mains supply.
- 03** This significantly reduces the amount of gas required by the boiler to heat water.
- 04** Energy bills and carbon emissions are significantly reduced.

SAVE
UP TO
£180
A YEAR

**BOILER
+PLUS**



FLOWSMART

WALL HUNG AND FLOOR-STANDING AVAILABLE

Key features:

- + Exceptional energy efficiency
- + Ideal for households with above average hot water demands
- + Delivers hot water for long periods
- + High flow rate even when demand is high
- + Simple installation
- + Space efficient
- + Low voltage PV immersion kit available

**BOILER
+PLUS**

Wall hung shown

Boiler specifications

| Model | DHW output (kW) | CH output (kW) | Maximum flow rate l/min | Boiler dimensions H x W x D (mm) | Floorstanding cylinder dimensions (mm) | Or | Wall-mounted cylinder dimensions (mm) | Standard warranty | Max. horizontal flue length (m) | Max. vertical flue length (m) |
|------------------------------|-----------------|----------------|-------------------------|----------------------------------|--|----|---------------------------------------|-------------------|---------------------------------|-------------------------------|
| FlowSmart with E-Tec Plus 33 | 32.6 | 24.7 | 18.0* | 720 x 440 x 300 | 470 Dia x 650 H | | N/A | 10 yr** | 10 | 12 |
| FlowSmart with InTec 40GS2 | 33.7 | 30.7 | 18.0* | 1000 x 440 x 360 | 470 Dia x 650 H | | 1000 x 360 x 360 | 5 yr | 8 | 10 |

* With sufficient mains water supply.

** Up to 13 yrs available with Premier Pack Extra.

FlowSmart is also available with a 50 litre floor-standing thermal store that can be combined with either the InTec 40GS2 or an E-Tec Plus boiler with separate GasSaver.

Part Number: 6.2004556
(Wall-hung FlowSmart Kit)

***Part Number:** 6.2003556
(FlowSmart Kit with E-Tec Plus 33,
Gassaver and floorstanding cylinder)

***Part Number:** 6.2005556
(FlowSmart Kit with InTec 40GS2
and floorstanding cylinder)

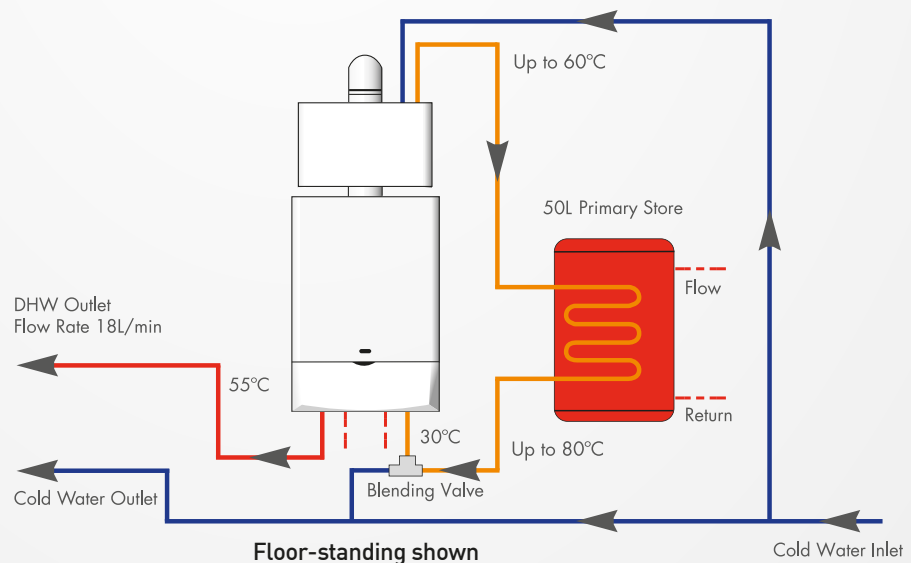
***NOTE: Diverter Kit / Control Valves not included**

How it works

- 01** When there is a hot water demand, mains cold water flows into the GasSaver, where it is pre-heated using heat reclaimed from boiler flue gases.
- 02** It then passes through the thermal store's coil heat exchanger where it is heated further by surrounding hot water from the primary system (also known as the central heating system).
- 03** The water then passes through a blending valve, where it is controlled to an optimum 30°C before entering the boiler. Energy bills and carbon emissions are significantly reduced.
- 04** Due to the mains water being pre-heated, the boiler's workload is significantly reduced.

Principal of operation

Various configurations available.





Part Number: 7.2000155



ALPHA CONNECT

Control your heating from anywhere with the Alpha Connect app (available on iOS and Android).

Key features:

- + Boiler Plus compliant
- + Wireless communication
- + Geolocation fencing
- + Optimised start
- + Local or remote control
- + Backlit LCD display
- + Anti-frost function
- + Holiday mode
- + Sleep mode
- + Auto pairing
- + Temperature range - 5 - 35°C



Alpha Climatic

The Alpha Climatic modulating remote control has been specifically designed to work with our E-Tec range of boilers to maximise boiler and system efficiency. It is a multi-channel time and temperature programmer with integrated thermostat and BUS system to transfer data between the boiler and controller.

Within SAP, Alpha Climatic is classed as an Enhanced Load Compensator capable of measuring and maintaining the temperature inside the building by modulating and limiting the boiler flow temperature depending on the measured room temperature.

Available in wired and wireless versions.



Comfort 2-Channel

The Alpha Comfort 2-Channel radio frequency controller is a digital, wireless programmable room thermostat and timer for use with all E-Tec system boilers. Battery operated, no hard wiring is required and the transmitter can be sited anywhere up to 30 metres away from the boiler.



Part Number: 3.022142

Digital EasyStat

The Alpha digital EasyStat provides wireless time and temperature control with 7 day programming and settings in one hour increments. The compact and simplistic button design ensures easy set-up and operation for all users.



Part Number: 7.2000050

Mechanical EasyStat

The 24-hour Mechanical EasyStat is a time and temperature controller that can provide maximum and minimum room temperature control.



Part Number: 6.1000240

| | Part Number | | | | | | | System | | | Open-vent | | |
|---|-------------|----------|----------|---------------|---------------|---------------|--------------|-----------|-----------|-----------|-----------|-----------|-----------|
| | | E-Tec 28 | E-Tec 33 | E-Tec Plus 28 | E-Tec Plus 33 | E-Tec Plus 38 | InTec 40 652 | E-Tec 205 | E-Tec 305 | E-Tec 355 | E-Tec 15R | E-Tec 20R | E-Tec 25R |
| CONTROLS | | | | | | | | | | | | | |
| Climatic RF (Boiler Plus Compliant) | 3.022143 | • | • | • | • | • | • | •* | •* | •* | •* | •* | •* |
| Climatic hard wired (Boiler Plus Compliant) | 3.022144 | • | • | • | • | • | • | •* | •* | •* | •* | •* | •* |
| Alpha Connect | 7.2000155 | • | • | • | • | • | • | | | | | | |
| Comfort 2CH RF | 3.022142 | | | | | | | • | • | • | • | • | • |
| Digital EasyStat | 7.2000050 | • | • | • | • | • | • | | | | | | |
| Mechanical EasyStat | 6.1000240 | • | • | • | • | • | • | | | | | | |
| 24hr mechanical clock | 6.1000201 | • | • | • | • | • | • | | | | | | |

*Alpha Diverter Valve Kit must be used.

PREMIER PACK


Fitting the ingenious PremierPack automatically provides the protection of our Cyclone Plus magnetic filter and increases the standard boiler warranty. There are two versions available, each compatible with different models.

The PremierPack Pro has been specifically designed to fit our E-Tec boilers and adds an additional 2 years warranty, while the PremierPack Extra will fit with the E-Tec Plus and E-Tec S models, and will increase the warranty by 3 years.

Features Overview

- + Increases boiler warranty by up to 3 years
- + Cyclone Plus magnetic filter included
- + Fitted pipe clips
- + Pipe cover tray
- + Pipes at clip distance from wall
- + Split flow heating tails
- + Variable fixing point plate
- + BS7593:2019 compliant (Inline filter must be fitted to all new installs)


INCLUDES
**CYCLONE
PLUS**



PremierPack Pro
(Fits E-Tec 28 and E-Tec 33)

**+2 YEAR
WARRANTY**

INCLUDES
**CYCLONE
PLUS**



PremierPack Extra
(Fits E-Tec Plus and system boilers)

**+3 YEAR
WARRANTY**

| PREMIERPACK MODEL | Part Number | Combination | | | | System | | | |
|-------------------|-------------|-------------|----------|---------------|---------------|---------------|-----------|-----------|-----------|
| | | E-Tec 28 | E-Tec 33 | E-Tec Plus 28 | E-Tec Plus 33 | E-Tec Plus 38 | E-Tec 20S | E-Tec 30S | E-Tec 35S |
| PremierPack Pro | 3.028421 | • | • | | | | | | |
| PremierPack Extra | 3.028667 | | | • | • | • | • | • | • |

CYCLONE PLUS

This innovative device removes debris from the heating system, using both magnetic and centrifugal force, reducing the risk of damage to the boiler.

Features overview

- + Increases boiler warranty by additional 1 year
- + Uses centrifugal and magnetic force to remove debris from the heating system
- + Fits directly to the boiler connections
- + Easy to install
- + Sits neatly under the boiler
- + BS7593:2019 compliant (Inline filter must be fitted to all new installs)

Part Number: 3.024172



**+1 YEAR
WARRANTY**

BOILER AND CYLINDER PACKS

| Kit Number | Description |
|------------|----------------------------------|
| 6.1000300 | E-Tec 20S and 180 litre cylinder |
| 6.1000301 | E-Tec 30S and 210 litre cylinder |
| 6.1000302 | E-Tec 15R and 150 litre cylinder |
| 6.1000303 | E-Tec 20R and 180 litre cylinder |
| 6.1000304 | E-Tec 25R and 210 litre cylinder |
| 6.1000305 | E-Tec 35S and 250 litre cylinder |
| 6.1000306 | E-Tec 35S and 300 litre cylinder |



E-Tec Regular Boiler



Indirect Cylinder



E-Tec System Boiler

ACCESSORIES

Pipe Crossover Kit (Part Number: 3.028658)

The new Pipe Crossover Kit may help speed up installation of combi boiler swaps by allowing the easy repositioning of the gas inlet between the hot and cold water outlets, while the heating return is moved to the far left.



Trace Heating Kit (Part Number: 6.5500050)

Fit the Trace Heating Kit to eliminate the risk of frozen condensate pipes and subsequent damage to the boiler. The 3m electric trace wire is controlled by the boiler in conjunction with an outside weather probe. The 3m electric trace wire is controlled by the boiler in conjunction with an outside weather probe, which makes it Boiler Plus compliant too.



Weather Compensation Probe (Part Number: 3.022383)

The Weather Compensation Probe improves efficiency by adjusting the boiler's heat output according to outside temperature. Requires the three-way diverter valve kit when added to an E-Tec system boiler, and is Boiler Plus compliant when fitted with a room thermostat.



Three-Way Diverter Valve Kit (Part Number: 6.5500048)

Operates as a hot water priority valve, meaning if the heating is on and there is a hot water demand, the valve will divert the primary heat to the cylinder until the cylinder sensor is satisfied. Must be used if adding the weather compensation probe to a system boiler.



Condensate Pump (Part Number: 3.026374)

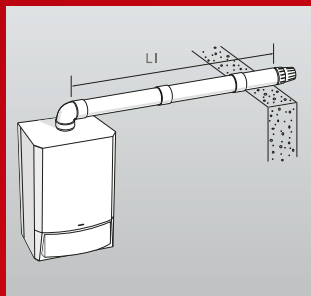
Required for low level boiler installations where the condensate needs to be pumped upwards for removal or where drainage connection is difficult. Compatible with the combined condensate and PRV connection.



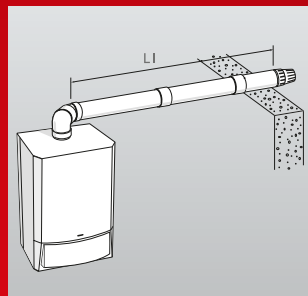
FLUEING

HORIZONTAL FLUES

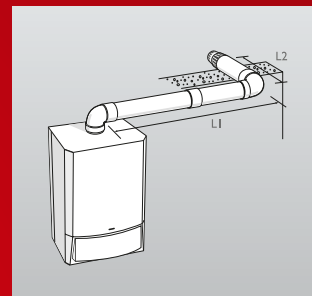
For horizontal flues, purchase telescopic EasyFlue with terminal and the relevant number of extensions/bends.



Maximum horizontal flue length (after the first bend) is 12m for E-Tec models. Allow 1.3m of flue length for each 90° bend, 0.9m of flue length for each 45° bend.



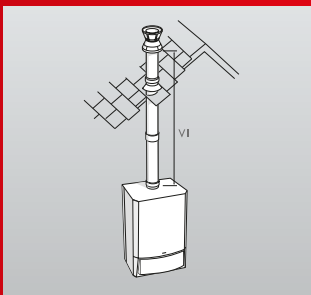
A 90° bend off the top of the boiler angled at 45° to the back wall with a 45° bend attached to it. The maximum flue length [L1] using one 45° bend is 11.1 metres for E-Tec models.



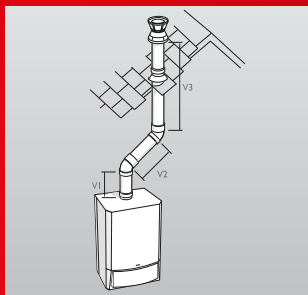
A 90° bend is equivalent to 1.3m of straight flue. Maximum length of flue [L1+L2] with 90° bend is 10.7 metres for E-Tec models.

VERTICAL FLUES

For vertical flues, purchase boiler only and the relevant flue components necessary. Allow 0.9m for each 45° bend.



Maximum vertical flue length is 14m for E-Tec models. Allow 0.9m of flue for each 45° bend.



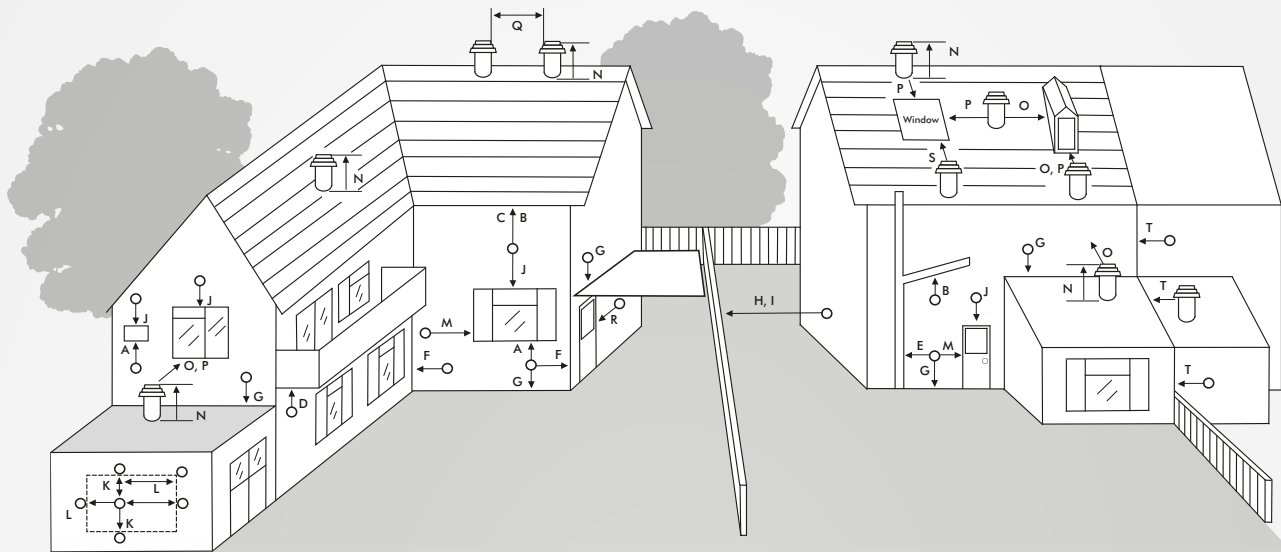
Two 45° bends are equivalent to 1.8m of straight flue. The maximum flue length [V1+V2+V3] with two 45° bends is 12.2m for E-Tec models.

Flueing Options

| | |
|--|-----------|
| Telescopic CD EasyFlue 500mm (with plume management facility) | 6.2000510 |
| Telescopic CD EasyFlue 1000mm (with plume management facility) | 6.2001010 |
| 750mm flue extension | 6.2000750 |
| 1000mm flue extension | 6.2001050 |
| 90° flue bend | 6.2000590 |
| 45° flue bend | 6.2000545 |
| Vertical flue terminal (inc. 1000mm flue) | 6.2000520 |
| Vertical flue support bracket | 6.2000580 |
| CD Ridge flue terminal (Terracotta clay) | 6.2000530 |
| CD Ridge flue terminal (Dark brown) | 6.2000540 |
| Flashing slate for vertical terminal (pitched roof) | 6.1000380 |
| Flashing slate for vertical terminal (flat roof) | 6.1000390 |
| Extra flue band – 70mm | 6.5630130 |
| 100mm flue support bracket | 6.1000357 |
| 100mm flue sealing wall collar (White) | 6.5472207 |
| 100mm flue sealing wall collar (rubber – Black) | 6.2001370 |
| CD flue terminal guard (stainless steel) | 6.2000570 |

Plume management

| | |
|---|-----------|
| Plume Management Kit (Black) (2x90° elbows, 1000mm extension, wall bracket, collar) | 6.2001300 |
| Plume Management – 1000mm extension (Black) including wall bracket | 6.2001310 |
| Plume Management – 45° elbows x 2 (Black) | 6.2001345 |
| Plume Management – 90° elbow x 1 (Black) | 6.2001390 |
| Plume Management – Flue sealing collar (Black) | 6.2001370 |
| Plume Management – Wall bracket kit | 6.2001361 |
| Plume Management Kit (White) (2x90° elbows, 1000mm extension, wall bracket, collar) | 6.2001200 |
| Plume Management – 1000mm extension (White) including wall bracket | 6.2001210 |
| Plume Management – 45° elbows x 2 (White) | 6.2001245 |
| Plume Management – 90° elbow x 1 (White) | 6.2001290 |
| Plume Management – Flue sealing collar (White) | 6.5472207 |
| Plume Management – Wall bracket kit | 6.2001361 |



| Terminal position | Min. Distance (mm) |
|---|--------------------|
| A Directly below an opening, air brick, windows, etc. | 300 (See Note 1) |
| B Below gutters, soil pipes or drain pipes | 75 (See Note 3) |
| C Below eaves | 200 (See Note 3) |
| D Below balconies | 200 (See Note 3) |
| E From a vertical drain pipe or soil pipe | 150 (See Note 3) |
| F From an internal or external corner | 300 (See Note 2) |
| G Above ground, roof or balcony level | 300 |
| H From a surface or boundary facing the terminal | 600 (See Note 9) |
| I From a terminal facing the terminal | 1200 |
| J Above an opening, air brick, window etc. | 300 (See Note 1) |
| K Vertically from a terminal on the same wall | 1500 |
| L Horizontally from a terminal on the same wall | 300 |
| M Horizontally from an opening, air brick, window etc. | 300 (See Note 1) |
| N Minimum protrusion through a roof | 300 |
| O From a vertical obstruction | 300 |
| P From an openable window | 600 |
| Q From an adjacent vertical terminal | 600 |
| R From an opening in the car port [e.g. door, window] into the dwelling | 1200 |
| S Below a Velux window | 2000 |
| T Terminal parallel to a boundary | 300 |

Notes:

- In addition, the terminal should not be nearer than 150 mm to the framework of an opening into the building, i.e. a window surround or door surround.
- This clearance may be reduced to 25 mm without effecting the performance of the boiler. However, to ensure the condensate plume does not affect adjacent surfaces a clearance of 300 mm is preferable.
- These clearances may be reduced to 25 mm without effecting the performance of the boiler. However, to ensure the condensate plume does not affect adjacent surfaces the terminal can be extended beyond gutters, pipes, eaves, balconies etc. by up to 500 mm. If the flue is extended more than 500 mm outside, it should be boxed and insulated.
- To reduce the possibility of nuisance to neighbouring buildings etc. it is recommended the terminal should not be less than 2500 mm from car parking spaces, building boundary walls, fences etc.
- A terminal must not be sited under a car port roof.
- In certain weather conditions the terminal will emit a plume of steam. If possible avoid positioning the terminal where this may cause a nuisance, i.e. positions A, D, G, H, J or M.
- The flue terminal must be exposed to the external air and the position must allow the free passage of air across it at all times.
- The flue terminal must be positioned where products of combustion will freely disperse and not cause a nuisance.
- Where a terminal is sited below 2 m from the ground or floor level, the terminal must be protected by a terminal guard. In these situations, consideration should also be given to prevent nuisance plume and fumes in areas such as access routes, passageways, patios, balconies etc.

COMMERCIAL HEATING SOLUTIONS

The newly extended range of Alpha boilers now covers a very wide range of applications with a choice of heating solutions providing maximum efficiency.

As well as meeting the needs of building owners and occupiers, the Alpha range also meets the needs of specifiers and M & E contractors with high quality components and systems designed to make installation and maintenance as simple as possible. Whatever your need, there is an Alpha boiler for you.



ARES Pro 150-600kW

High water content condensing boilers

Ideal for new and replacement/retrofit projects, ARES Pro boilers can be directly connected to the existing system.

With a compact footprint and no need for a hydraulic separator/plate heat exchanger or low loss header, Ares Pro boilers are easy and economical to install. Features such as a high water content design for fewer burner switch on/off cycles further improve overall efficiency.



ARES Tec 150-900kW

High output flexible floor-standing condensing boilers

Among the most innovative boilers of their type, the ARES Tec range is infinitely flexible for buildings requiring a high output heating system.

Outputs range from 150kW to 900kW, with each boiler comprising a number of self-contained heat generating modules forming, in essence, a series of linked boilers within a single casing. This modular design optimises energy efficiency and comfort levels for building occupiers like no other boiler technology today.



ProTec Plus 50-115kW

High efficiency fan-assisted condensing boilers

Designed for large houses or commercial projects, ProTec Plus boilers provide heat for central heating systems that require large outputs.

They can be wall-mounted or fixed to our free-standing frames and can be installed as a single unit or cascaded for even higher outputs. Offering a wide modulation range for high energy efficiency, they also lead the market in ultra-low emissions.



ARES Tec

At a glance



ARES Tec floor-standing condensing boilers provide infinitely flexible solutions for buildings requiring a high output heating system.

Each boiler is made up of a number of self-contained heat generating modules linked together within a single casing. This modular design enables ARES Tec boilers to optimise energy efficiency and comfort levels for occupants of a wide range of projects from hotels to office buildings, schools to sports centres.

In addition, consultants, system designers and contractors also benefit from ARES Tec's advanced technology which greatly eases the installation process, increases siting options and simplifies maintenance.

Product choice

- + Ten models with outputs ranging from 150-900kW
- + Can be cascaded for higher output requirements
- + Natural gas or LPG options

Performance benefits

- + Very high modulation range up to 1:40 optimises comfort levels
- + Exceptional energy efficiency (up to 109% at the minimum modulated capacity)
- + High seasonal efficiency

(+30% compared to standard efficiency boilers)

- + Low NOx emissions (30Mg/kWh, 17ppm)

Siting advantages

- + Compact dimensions
- + Ultra-low operating noise levels (<49 dBA)
- + IPX5D rated for optional siting outdoors

Easier installation and maintenance

- + Excellent power to weight ratios
- + Fewer connections
- + Easy access internal layout
- + Each module shares a single set of ancillary components including flow and return pipes, electronic controls and flue

2 YEAR WARRANTY

UPGRADE TO
5 YEAR WARRANTY
WITH THE ALPHA PLATE HEAT EXCHANGER

Compliance

- + Building Regulations Part L 2010
- + NOx Class 6 – EN 15420 and EN 297/A3



ARES Pro

At a glance

The ARES Pro range of high water content condensing boilers have been designed and manufactured to meet the needs of new and replacement/retrofit applications, with the added advantage of being tolerant to older heating systems.

Featuring high performance components including a stainless steel heat exchanger, ARES Pro boilers offer many advantages to specifiers and building occupiers alike. Delivering superior and reliable functionality this powerful workhorse is designed to aid quick installation and ensure long term performance and cost efficiency.

**5 YEAR
WARRANTY**

Product choice

- + Seven models available in range
- + Outputs ranging from 150-600kW

Performance benefits

- + High water content design reducing burner switch on/off cycles and improving seasonal efficiency
- + Stainless steel heat exchanger for maximum combustion performance and safety
- + Financial savings as shunt pump and hydraulic separator/plate heat exchanger not always required
- + Low resistance waterways



Siting & installation advantages

- + Less installation space needed due to compact footprint
- + Direct connection to the system, not necessary to use headers
- + Option to use existing pump to minimise install work



Installation advantages

- + Can be wall hung or fixed to ProTec Plus freestanding frames
- + Open or room-sealed flueing options

ProTec Plus

At a glance

ProTec Plus high efficiency fan-assisted condensing boilers are ideally suited to large domestic projects or commercial applications.

Easy to install, ProTec Plus boilers can be wall mounted or fixed to our free-standing frames. With outputs ranging from 50kW to over 500kW, they combine high efficiency with low emissions. They can also be configured as either a single unit or in simple modular formation for even greater outputs.

Product choice

- + Four models with outputs from 50-115kW
- + Can be cascaded for higher output requirements – up to five boilers (575Kw)
- + Natural gas or LPG options available
- + Single unit or modular formation options

Performance benefits

- + Wide 1:10 modulation range to enable reduced output when required
- + High energy efficiency
- + Ultra low NOx emissions ([^]23PPM)
- + Stainless steel heat exchanger for maximum combustion performance and safety
- + Fully modulating low energy built-in circulator pump
- + Weather Compensation compatible

SOLARSMART

Key features:

- + Unique combi-based solar thermal solution
- + Space saving 103 litre wall-hung cylinder
- + Choice of 'in-roof' and 'on-roof' fixing kits
- + Easy plug-in controls
- + Built-in 8 litre expansion vessel and unvented kit
- + LCD display
- + Can be retrofitted to any Alpha High Efficiency boiler with solar valve
- + 10 year warranty on collector and cylinder

How it works

- 01** The stored volume of hot water is only heated using energy collected from the solar panel – so there is never any gas used in maintaining the cylinder temperature.
- 02** If the boiler does fire, then the water being fed to it will usually be pre-heated, so it will only need to operate at part load, using less gas.
- 03** Because the system works with a combination boiler, hot water isn't stored unnecessarily, but is always available, on demand, even if the cylinder is depleted. Energy bills and carbon emissions are significantly reduced.



| | E-Tec 28 | E-Tec 33 | E-Tec Plus 28 | E-Tec Plus 33 | E-Tec Plus 38 | E-Tec 20S | E-Tec 30S | E-Tec 35S | E-Tec 15R | E-Tec 20R | E-Tec 25R | InTec 40G52 |
|---|-----------|-----------|---------------|---------------|---------------|-----------|-----------|-----------|-----------|-----------|-----------|-------------|
| Warranty | 7 | 7 | 10 | 10 | 10 | 7 | 7 | 7 | 7 | 7 | 7 | 5 |
| Part Number | 3.027374 | 3.027375 | 3.028466 | 3.028467 | 3.028468 | 3.028469 | 3.028470 | 3.028471 | 3.028463 | 3.028464 | 3.028465 | 3.028276 |
| ErP rating (heating) | A | A | A | A | A | A | A | A | A | A | A | A |
| ErP % (heating) | 93 | 93 | 93 | 93 | 93 | 93 | 93 | 93 | 93 | 93 | 93 | 92 |
| ErP rating (water) | A | A | A | A | A | N/A | N/A | N/A | N/A | N/A | N/A | A |
| ErP load | XL | XL | XL | XL | XL | N/A | N/A | N/A | N/A | N/A | N/A | XL |
| Height (mm) | 712 | 712 | 712 | 712 | 712 | 712 | 712 | 712 | 600 | 600 | 600 | 1000 |
| Width (mm) | 440 | 440 | 440 | 440 | 440 | 440 | 440 | 440 | 390 | 390 | 390 | 440 |
| Depth (mm) | 255 | 255 | 268 | 268 | 268 | 255 | 255 | 255 | 305 | 305 | 305 | 360 |
| Weight (kg) | 33.6 | 35.5 | 33.6 | 35.5 | 39 | 32 | 34 | 35.1 | 27 | 27 | 28 | 60 |
| DHW Flow rate | 12.1 | 14.1 | 12.1 | 14.1 | 15.9 | N/A | N/A | N/A | N/A | N/A | N/A | 15.8 |
| DHW output (kW) | 28.3 | 32 | 28.3 | 32 | 37.9 | N/A | N/A | N/A | N/A | N/A | N/A | 33.7 |
| CH output (kW) | 26.1 | 29.7 | 26.1 | 29.7 | 32 | 26.1 | 29.7 | 32 | 15.1 | 20.4 | 26.1 | 30.7 |
| Noise levels (dB) | 52 | 55 | 52 | 55 | 55 | 45 | 50 | 50 | 36 | 44 | 47 | 52 |
| Modulation Range | 1:6 | 1:6 | 1:6 | 1:6 | 1:6 | 1:6 | 1:6 | 1:6 | 1:4 | 1:3.5 | 1:2.4 | 1:5 |
| Heat exchanger | S/S | S/S | S/S | S/S | S/S | S/S | S/S | S/S | S/S | S/S | S/S | S/S |
| Grundfos pump and hydroblock assembly | Yes | Yes | Yes | Yes | Yes | Yes | Yes | Yes | No | No | No | Yes |
| Single electrode | Yes | Yes | Yes | Yes | Yes | Yes | Yes | Yes | No | No | No | No |
| Easy-access dry change NTCs | Yes | Yes | Yes | Yes | Yes | Yes | Yes | Yes | No | No | No | No |
| Combined condensate and PRV connection | Yes | Yes | Yes | Yes | Yes | Yes | Yes | Yes | No | No | No | No |
| Clip-on DHW temperature sensor | Yes | Yes | Yes | Yes | Yes | No | No | Yes | No | No | No | Yes |
| Backlit LCD | Yes | Yes | Yes | Yes | Yes | Yes | Yes | Yes | Yes | Yes | Yes | No |
| Frost protection and daily pump kick | Yes | Yes | Yes | Yes | Yes | Yes | Yes | Yes | Yes | Yes | Yes | Yes |
| Opentherm compatible | Yes | Yes | Yes | Yes | Yes | Yes | Yes | Yes | Yes | Yes | Yes | No |
| 500mm telescopic EasyFlue | 6.2000510 | 6.2000510 | 6.2000510 | 6.2000510 | 6.2000510 | 6.2000510 | 6.2000510 | 6.2000510 | 6.2000510 | 6.2000510 | 6.2000510 | 6.2000510 |
| 1000mm telescopic EasyFlue | 6.2001010 | 6.2001010 | 6.2001010 | 6.2001010 | 6.2001010 | 6.2001010 | 6.2001010 | 6.2001010 | 6.2001010 | 6.2001010 | 6.2001010 | 6.2001010 |
| Vertical flue terminal (inc. 1000mm flue) | 6.2000520 | 6.2000520 | 6.2000520 | 6.2000520 | 6.2000520 | 6.2000520 | 6.2000520 | 6.2000520 | 6.2000520 | 6.2000520 | 6.2000520 | 6.2000520 |
| Max. horizontal flue on 100mm dia(m) | 12 | 12 | 12 | 12 | 12 | 12 | 12 | 12 | 12 | 12 | 12 | 12 |
| Max. vertical flue on 100mm dia(m) | 14 | 14 | 14 | 14 | 14 | 14 | 14 | 14 | 14 | 14 | 14 | 14 |
| Built in plume management | Yes | Yes | Yes | Yes | Yes | Yes | Yes | Yes | Yes | Yes | Yes | Yes |
| Plume management kit (black) | 6.2001300 | 6.2001300 | 6.2001300 | 6.2001300 | 6.2001300 | 6.2001300 | 6.2001300 | 6.2001300 | 6.2001300 | 6.2001300 | 6.2001300 | 6.2001300 |
| Cyclone Plus part number | 3.024172 | 3.024172 | 3.024172 | 3.024172 | 3.024172 | 3.024172 | 3.024172 | 3.024172 | N/A | N/A | N/A | 3.024172 |
| PremierPack part number | 3.028421 | 3.028421 | 3.028667 | 3.028667 | 3.028667 | 3.028667 | 3.028667 | 3.028667 | N/A | N/A | N/A | N/A |
| Pipe cross-over kit | 3.028658 | 3.028658 | 3.028658 | 3.028658 | 3.028658 | 3.028658 | 3.028658 | 3.028658 | N/A | N/A | N/A | 3.028658 |
| Condensate pump | 3.026374 | 3.026374 | 3.026374 | 3.026374 | 3.026374 | N/A | N/A | 3.026374 | N/A | N/A | N/A | 3.026374 |
| Weather compensation | 3.022383 | 3.022383 | 3.022383 | 3.022383 | 3.022383 | 3.022383 | 3.022383 | 3.022383 | 3.022383 | 3.022383 | 3.022383 | 3.022383 |
| Alpha Connect | 7.2000155 | 7.2000155 | 7.2000155 | 7.2000155 | 7.2000155 | N/A | N/A | N/A | N/A | N/A | N/A | 7.2000155 |
| Climatic RF | 3.022143 | 3.022143 | 3.022143 | 3.022143 | 3.022143 | N/A | N/A | N/A | N/A | N/A | N/A | 3.022143 |
| Climatic hard-wired | 3.022144 | 3.022144 | 3.022144 | 3.022144 | 3.022144 | N/A | N/A | N/A | N/A | N/A | N/A | 3.022144 |
| Comfort 2-channel RF | N/A | N/A | N/A | N/A | N/A | 3.022142 | 3.022142 | 3.022142 | 3.022142 | 3.022142 | 3.022142 | N/A |
| 24 hour mechanical EasyStat | 6.1000240 | 6.1000240 | 6.1000240 | 6.1000240 | 6.1000240 | N/A | N/A | N/A | N/A | N/A | N/A | 6.1000240 |
| Digital EasyStat | 7.2000050 | 7.2000050 | 7.2000050 | 7.2000050 | 7.2000050 | N/A | N/A | N/A | N/A | N/A | N/A | 7.2000050 |
| 24 hour single plug-in timer | 6.1000201 | 6.1000201 | 6.1000201 | 6.1000201 | 6.1000201 | N/A | N/A | N/A | N/A | N/A | N/A | 6.1000201 |
| Diverter valve kit | N/A | N/A | N/A | N/A | N/A | 6.5500048 | 6.5500048 | 6.5500048 | N/A | N/A | N/A | N/A |
| Hot water relay kit | N/A | N/A | N/A | N/A | N/A | N/A | N/A | N/A | 3.029422 | 3.029422 | 3.029422 | N/A |

* Alpha Diverter Valve kit must be used. If fitting diverter valve kit, Comfort 2-Channel no longer works.

HEAD OFFICE

Nepicar House
London Road
Wrotham Heath
Kent
TN15 7RS

USEFUL NUMBERS

| | |
|--------------------------|-------------------------------|
| General sales enquiries | 0344 871 8760 |
| Order/Delivery enquiries | 0344 871 8761 |
| Sales order fax | 0344 871 8762 |
| Sales order email | orders@alpha-innovation.co.uk |
| Training academy | 0344 871 8763 |
| Technical helpline | 0344 871 8764 |